

HARVIA THE WALL

HSW450400M

Harvia The Wall Black Steel electric heater for medium-sized sauna rooms combines minimalistic Scandinavian design and user-friendly operation with top quality. The Wall is a compact, stylish, and reliable ensemble, that is suitable for various types of sauna interiors. The heaters stylish black steel color provides a modern touch for your sauna.

Advantages

- Compact, stylish and reliable heater for medium-sized sauna rooms
- Stylish black steel color provides a modern touch
- Easy-to-use illuminated operating switches
- Option to choose right and lefthanded installation
- Option to integrate heater in the sauna bench



Features

Main material : Steel


H x W x D : 610.0 x 430.0 x 260.0 mm

Net weight (kg) : 11.7

Installation location : Wall

ID	GTIN	Output (kW)	Sauna room size min - max m3
HSW450400M	6417659026499	4.5 kW	3.0-6.0

Related products




SFE-220400



HSW5



HSW5L



HSW1



HSW5

Spare parts

Product	ID	Pcs
Heating element, The Wall 1500W / 230V	Y10-0016	3
Timer + axel lock	WX641	1
Wall indicator lights	ZWA-061	1
Thermostat knob, The Wall	ZWA-021	1
Heating element support part The Wall	ZWA-007	1
Grid for The Wall heater	ZWA-023	1
Air flow spoiler Wall	ZWA-009	1
Axle inlet rubber seal, The Wall	ZWA-022	1
Pilot lights The Wall, red	SPZWA-061	1
Heating element support, The Wall	SPZWA-007	1
Grid, The Wall heater	SPZWA-023	1
Lead through rubber, The Wall	SPZWA-022	1
Axle short, The Wall SW45/SW60	SPZWA-041	
Heating element 1500W 230V	SPY10-0016	3
Timer + axel lock	SP641	1
Knob thermostat, The Wall SW45-80	SPZWA-021	1

Technical details

Technical data	Type / attribute	HSW450400M
	Color	Black Steel
	Power output	4.5 kW
	Stone sizes	Ø5-10 cm
	Stone amount (kg)	20
Dimensions	Product width	430
	Product height	610
	Product depth (mm)	260
	Net weight (kg)	11.7
	Gross weight	13.4
	Package width	460
	Package height	540
	Package depth	265
Safety and installation dimensions	Safety distance front (non-combustible materials)	20
	Safety distance front (combustible materials)	20
	Safety distance right side (combustible materials)	35
	Safety distance right side non-combustible materials	35
	Safety distance left side (combustible materials)	35
	Safety distance left side non-combustible materials	35
	Safety distance side (non-combustible materials)	35
	safety distance to the side wall (combustible materials)	35
	Safety distance (Ceiling)	1200
	Room min. height(depends on connections and therefore from output, star/delta)	1900
	Installation opening height	1900
	Installation opening width	500
	Installation opening depth	280

DATA SHEET

HARVIA ELECTRIC HEATERS



HARVIA

Sauna & Spa

Technical images

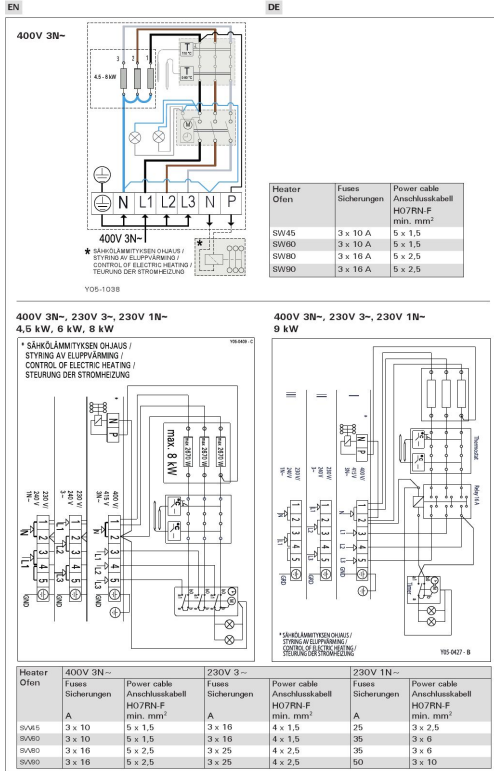


Figure 11a. Electrical connections (SW45, SW60, SW80, SW90)
Abbildung 11a. Anschlussplan (SW45, SW60, SW80, SW90)