

# HARVIA CILINDRO PRO

HPCE100400

The Cilindro Pro electric heater gives off hearty steam in a family sauna, but the superior features of the heater are especially beneficial to commercial saunas, hotels and housing companies, for example. The impressive tall pillar heater contains a massive amount of stones, and the robust heat elements are designed to withstand long operating times. This guarantees plenty of hearty steam for large groups of bathers. When you want the most out of your heater, choose the professional quality of the world's largest sauna heater manufacturer.

## Advantages

- Particularly suitable for commercial saunas, hotels and housing companies
- Contains massive amount of stones that provides soft yet strong heat
- Heavy-duty heating elements are designed to withstand long operating times
- Fits into various types of sauna interiors and installations
- Heater can be embedded in the sauna bench or placed by a glass wall



## Features

Main material : Steel

H x W x D : 1300.0 x 355.0 x 355.0 mm

Net weight (kg) : 18.1

Installation location : Floor

ID	GTIN	Output (kW)	Sauna room size min - max m3
HPCE100400	6410082614158	13.2 kW	9.0-20.0

## Related products




HPC2




HPC2L



HPC5



HPC6



SFE-D350

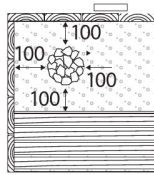
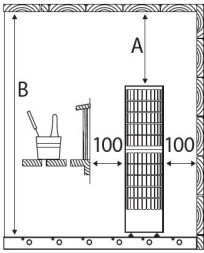
## Spare parts

Product	ID	Pcs
Heating element 2200W/230V	ZSC-022	6
Adjustable leg	ZSA-440	
Packing sticker PC100/E...200E	ZSC-768	
Heating element 2200W 230V	SPZSC-022	6

## Technical details

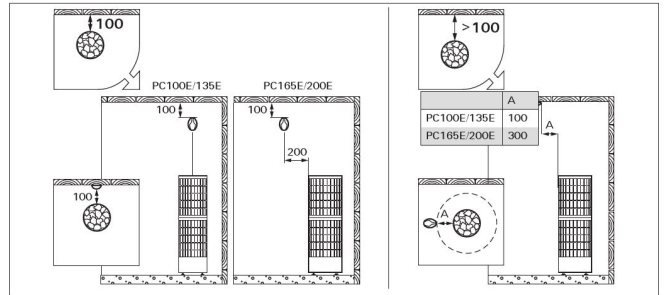
Technical data	Type / attribute	HPCE100400
	Color	Stainless Steel
	Power output	13.2 kW
	Stone sizes	Ø5–10 cm
	Stone amount (kg)	140
Dimensions	Product width	355
	Product height	1300
	Product depth (mm)	355
	Net weight (kg)	18.1
	Gross weight	20.3
	Package width	365
	Package height	1350
	Package depth	365
Safety and installation dimensions	Safety distance front (non-combustible materials)	100
	Safety distance front (combustible materials)	100
	Safety distance right side (combustible materials)	100
	Safety distance right side non-combustible materials	100
	Safety distance left side (combustible materials)	100
	Safety distance left side non-combustible materials	100
	Safety distance side (non-combustible materials)	100
	safety distance to the side wall (combustible materials)	100
	Safety distance behind (non-combustible materials)	100
	Safety distance behind (combustible materials)	100
	Safety distance (Ceiling)	550
	Room min. height(depends on connections and therefore from output, star/delta)	1900
	Installation opening height	1900
	Installation opening width	555
Installation opening depth	555	

Technical images



	min. mm	
	A	B
PC100E/135E	550	1900
PC165E/200E	750	2100

Safety distances (all dimensions in millimeters)



Installing the sensor (all dimensions in millimeters)

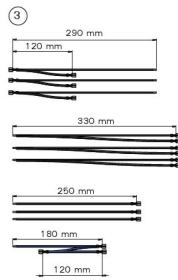
PC100E/135E  
PC165E/200E



PC100E/135E

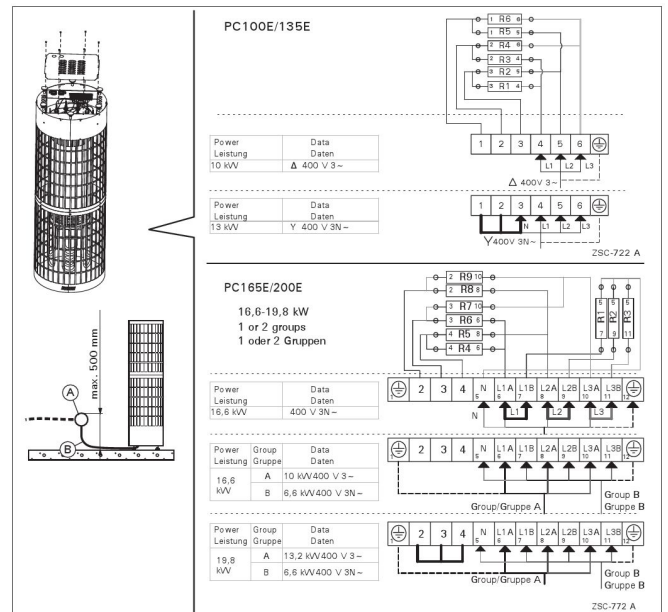


PC165E/200E



1	Vastus 2200 W/230 V	Värmeelement 2200 W/230 V	ZSC-022	PC100E/135E PC165E/200E	6 9
2	Johdosarja	Kabelstam	ZSC-716	PC100E/135E	1
3	Johdosarja	Kabelstam	ZSC-766	PC165E/200E	1
4	Lämpöanturi	Temperatuurigivare	WX247	PC100E/135E PC165E/200E	1
1	Heating element 2200 W/230 V	Heizelement 2200 W/230 V	ZSC-022	PC100E/135E PC165E/200E	6 9
2	Wiring harness	Kabelbaum	ZSC-716	PC100E/135E	1
3	Wiring harness	Kabelbaum	ZSC-766	PC165E/200E	1
4	Temperature sensor	Temperaturfühler	WX247	PC100E/135E PC165E/200E	1
1	Нагревательный элемент 2200 Вт/230 В	Кütteelementid 2200 W/230 V	ZSC-022	PC100E/135E PC165E/200E	6 9
2	Жгут проводов	Juhtmete komplekt	ZSC-716	PC100E/135E	1
3	Жгут проводов	Juhtmete komplekt	ZSC-766	PC165E/200E	1
4	Температурный датчик	Temperatuuriandur	WX247	PC100E/135E PC165E/200E	1

We recommend to use only the manufacturer's spare parts.



Electrical connections